

QUARTERLY ACTIVITIES REPORT - DECEMBER 2023

Highlights

- Multiple, wide, and high-grade spodumene mineralised pegmatites intersected in RC drilling including 180m at 1.1% Li₂O and 85m at 1.5% Li₂O at the Tabbata Tabbata Lithium Project, Pilbara, WA
 - The giant Leia Pegmatite extended to 2.2km in strike
 - Lithium mineralisation and favourable mineralogy confirmed by diamond drilling
 - \$100M raised to accelerate exploration and evaluation of new Tier 1 spodumene deposit
 - Management team strengthened, with Mining Engineer Mr Ajanth (AJ) Saverimutto transitioning to Managing Director and Tim Manners appointed as Chief Financial Officer
 - Tabbata Tabbata sale agreement from GAM finalised with Wildcat now owning the Tabbata Tabbata Project 100%
 - Cash at bank of \$94.1 M at 31 December 2023.
-

Lithium developer Wildcat Resources Limited (ASX: WC8) (“Wildcat” or “the Company”) is pleased to present its Activities Report and Appendix 5B for the period to 31 December 2023.

During the December quarter the Company drilled over 22,760m at its Tabbata Tabbata Lithium Project near Port Hedland, WA. The Company has maintained an aggressive drilling program since it begun drilling in July and this effort led to a major lithium discovery at Tabbata Tabbata as announced on 18 September 2023. The ongoing drilling at Tabbata Tabbata has returned many significant intersections including very thick and high-grade intercepts at Leia e.g. **180m at 1.1% Li₂O¹**; **85m at 1.5% Li₂O²**; and **99m at 1.2% Li₂O within 135m at 0.9% Li₂O³** which highlight the scale and potential of the deposit.

Tabbata Tabbata is located on granted Mining Leases close to Port Hedland and has potential to host a **Tier 1 Lithium deposit**. The Company announced that it entered a binding agreement to acquire Tabbata Tabbata in May 2023⁴, and the Tenement Sale Agreement was finalised on 11 October 2023.

RC drilling (day shift) continued throughout the quarter until the Christmas break. Diamond drilling commenced in early October 2023 and continued with two diamond drill rigs (drilling double shift) until a three-week break commenced on 18 December 2023. During the drilling break, site facilities and roads were upgraded to allow continued operations in almost all-weather conditions and allow exploration and drilling activities to ramp up in Q1 2024.

¹ ASX announcement 6th November 2023: <https://www.investi.com.au/api/announcements/wc8/da50d2db-3cd.pdf>

² ASX announcement 23rd October 2023: <https://www.investi.com.au/api/announcements/wc8/91bc041e-bc7.pdf>

³ ASX announcement 21st December 2023: <https://www.investi.com.au/api/announcements/wc8/521262ca-9b9.pdf>

⁴ ASX announcement 17th May 2023: <https://www.investi.com.au/api/announcements/wc8/4788276b-630.pdf>

In the six-month period since drilling commenced⁵ to the end of the December 2023, Wildcat completed 42,838m of drilling at the Tabba Tabba Lithium Project. Tabba Tabba hosts the **high-grade Tabba Tabba Tantalum Deposit, with a Mineral Resource estimate of 318Kt at 950ppm Ta₂O₅ for 666,200lbs Ta₂O₅**⁶, however, the focus for Wildcat has been to discover lithium mineralisation in Tabba Tabba's extensive 3.2km long pegmatite field. Wildcat has identified six outcropping mineralised pegmatite prospects (Leia, The Hutt, Han, Chewy, Boba and Tabba Tabba) and there is potential for further pegmatite bodies at depth and under shallow alluvial cover (Figure 1). Leia is the largest prospect and was the focus of exploration during the December quarter. It comprises a single large lithium mineralised pegmatite intrusion up to 180m in true width that extends for more than 2.2km strike and more than 400m down-dip (Figure 2).

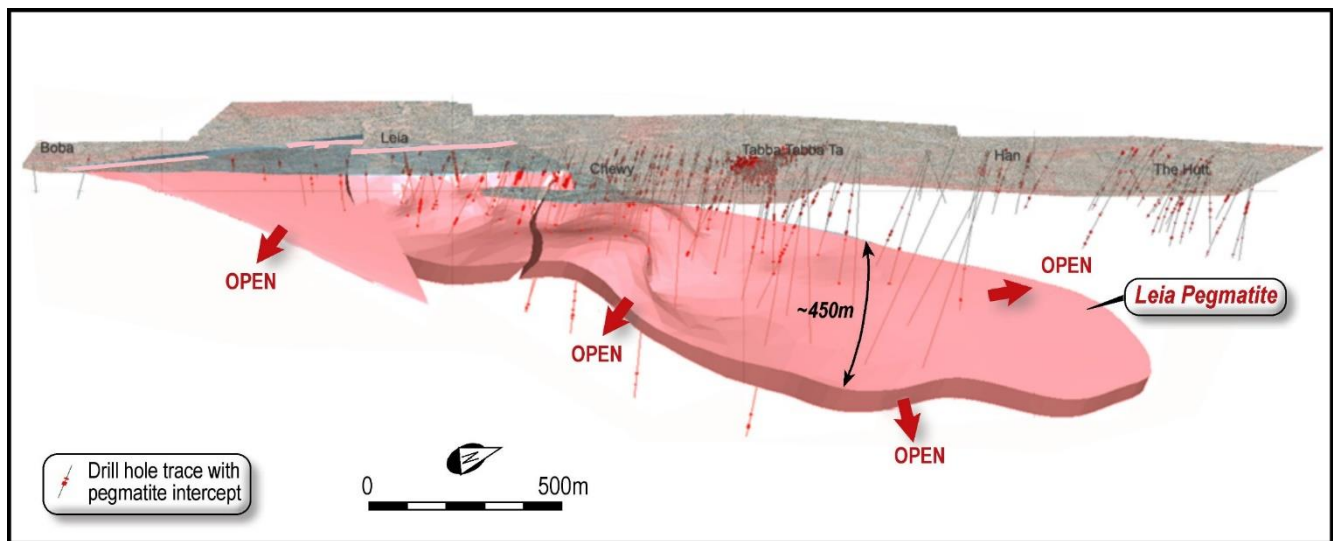


Figure 2 – Isometric view of the evolving geological model for the Leia Pegmatite. Note that the other pegmatite wireframes are not shown for illustrative clarity. View is looking down towards the west.

Spodumene is the dominant lithium mineral at Leia (Figure 3). The spodumene at Tabba Tabba is white to clear in colour and has a coarse texture. Metallurgical test work will commence in Q1 2024. The spodumene at Tabba Tabba emits a bright salmon orange fluorescence under ultraviolet light (Figure 4). Work to characterise the mineralogy of the pegmatite field is ongoing, including XRD, geochemistry, petrography, and Fourier-transform Infra-red spectroscopy (FTIR).




Figure 3 – Core from TARC161AD (111.4m at 0.9% Li₂O from 246.6m, including 60.3m at 1.4% Li₂O from 297.8m) under natural and fluorescent light indicating spodumene which typically fluoresces bright salmon orange.

⁵ ASX announcement 14th July 2023:

<https://www.investi.com.au/api/announcements/wc8/0d6e63aa-fbc.pdf>

⁶ ASX announcement 17th May 2023: <https://www.investi.com.au/api/announcements/wc8/4788276b-630.pdf>

Wide, high grade lithium assay results were reported from Leia throughout the December quarter and include the following true width intercepts:

- **135m @ 0.9% Li₂O** from 179m (TARC234D) including **99m @ 1.2% Li₂O** from 207m;
- **123.4m @ 0.9% Li₂O** from 350.7m (TARC245D), including **69.9m @ 1.2% Li₂O** from 399m;
- **111.4m at 0.9% Li₂O** from 246.6m (TARC161AD), including **60.3m at 1.4% Li₂O** from 297.8m;
- **94m @ 1% Li₂O** from 206m (TARC154AD), including **64.4m @ 1.3% Li₂O** from 225m;
- **94.8m at 0.9% Li₂O** from 361.9m (TARC2644D), including **44.7m at 1.3% Li₂O** from 406.3m.
- **45m at 1.1% Li₂O** from 24m (TARC150);
- **180m @ 1.1% Li₂O** from 206m (TARC148);
- **39m at 1.4% Li₂O** from 271m (TARC147);
- **73m at 1.1% Li₂O** from 266m (TARC246), including **10m at 2% Li₂O** from 328m;
- **70m at 1.0% Li₂O** from 183m (TARC145), including **47m at 1.5% Li₂O** from 183m;
- **85m at 1.3% Li₂O** from 167m (TARC144), Including **10m at 2.5% Li₂O** from 175m;
- **40m at 1.2% Li₂O** from 135m (TARC137);
- **52m at 1.3% Li₂O** from 117m (TARC131); and
- **85m at 1.5% Li₂O** from 133m (TARC128), Including **9m at 3.0% Li₂O** from 199m

Cross sections illustrating these results are shown on Figure 4 and Figure 5. Note that the deeper Leia pegmatite dips at approximately 20° to the north and outcrops to the south of the sections where it continues to outcrop at surface for 1km. The sections are located on Figure 6.

To assist mine planning at Tabba Tabba, 3,350 hectares of Miscellaneous Licence applications were made over nearby Exploration Licences on Wildcat's Bolt Cutter Project located 4.5km to 5.5km from Tabba Tabba. These provide additional optionality for locating various mine infrastructure for the future development of the Tabba Tabba Lithium Project (see Figure 7 and Appendix 1).

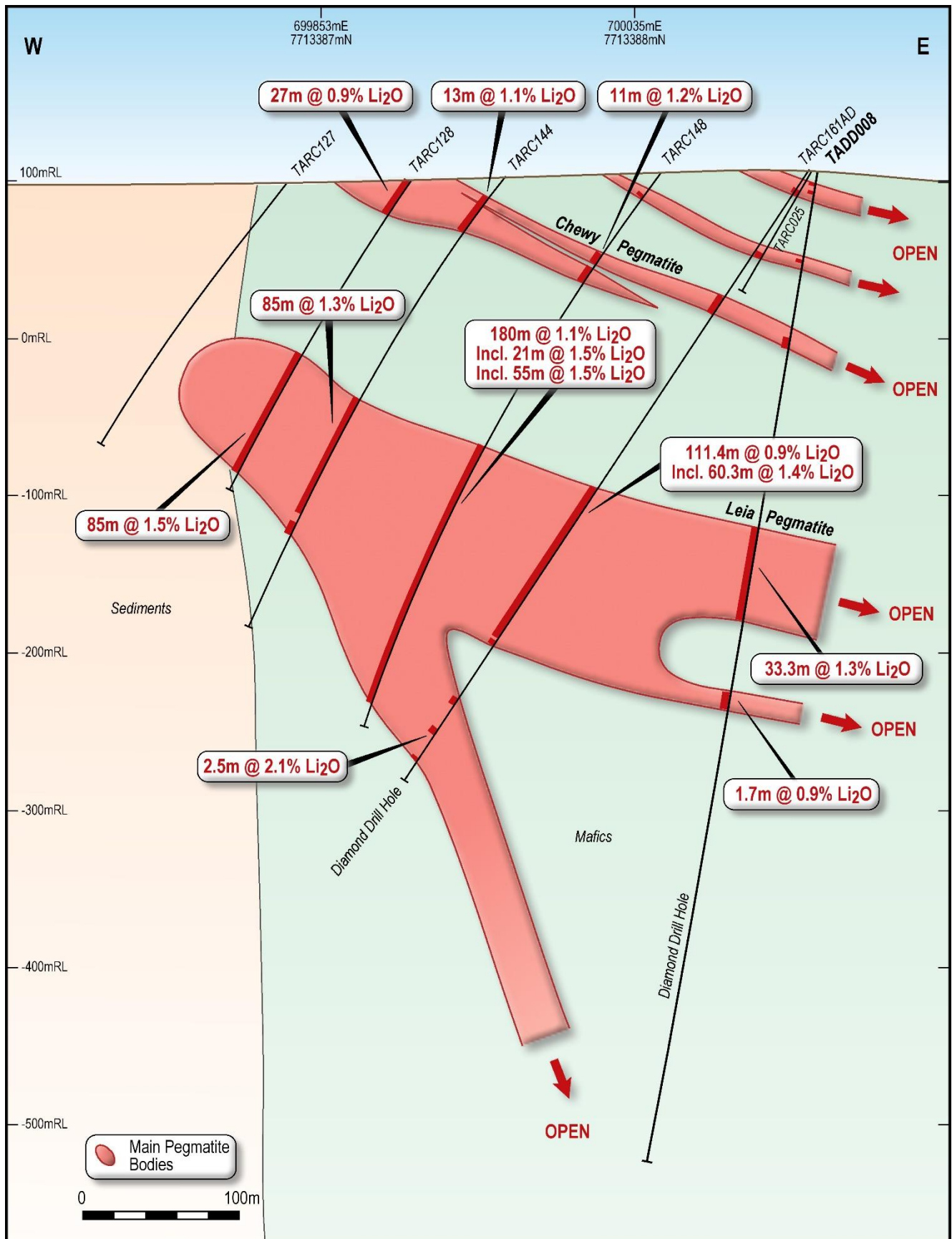


Figure 4 – Cross Section 1 through Leia showing broad, high-grade intercepts in TARC128, TARC144⁷, TARC148, and the diamond drill hole TARC161AD (see Figure 3).

⁷ ASX announcement 23rd October 2023: <https://www.investi.com.au/api/announcements/wc8/91bc041e-bc7.pdf>

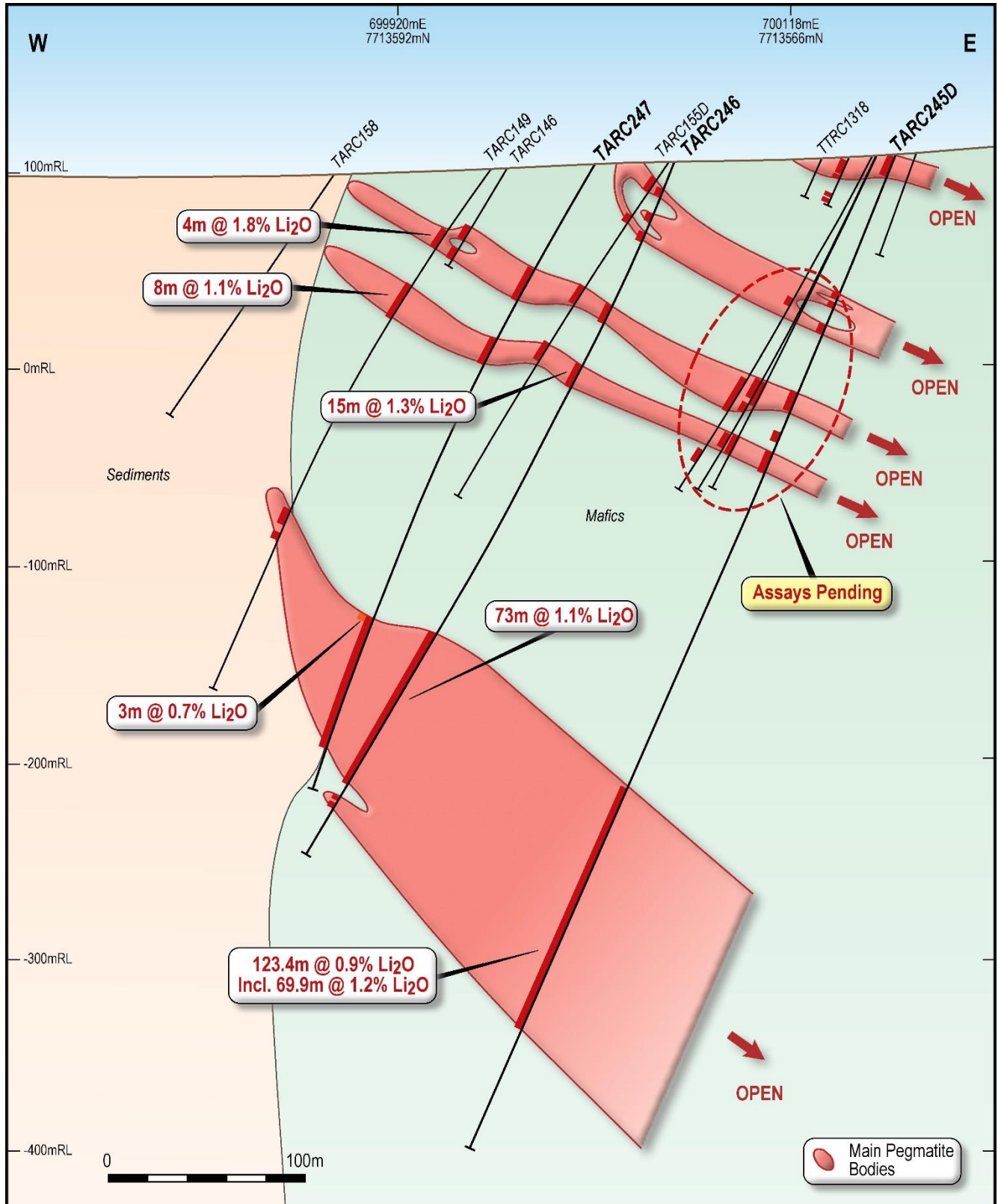


Figure 5 – Cross Section 2 through Leia showing TARC245D which returned 123.4m @ 0.9% Li₂O from 350.7m, including 69.9m @ 1.2% Li₂O from 399m.

The Company continued project generation activities including tenement monitoring, and evaluation of projects for joint venture, acquisition, or divestment. The Company made applications for further tenements proximal its early-stage Tirrawarra and Lawson Well projects (Appendix 1).

Corporate Activities

Capital Raise

During the quarter, the Company raised \$100M (before costs) via an oversubscribed share placement by issuing 131,578,948 placement shares using its 15% placement capacity under ASX Listing Rule 7.1.

Appointment of Managing Director and strengthening of leadership team

The Company appointed Non-Executive Director Mr Ajanth (AJ) Saverimutto as Managing Director and CEO and Tim Manners was appointed as CFO⁸. Incumbent Managing Director Mr Samuel Ekins transitioned to Executive Technical Director.

AJ is a well-regarded Mining Engineer with more than 25 years of Australian and international mining experience and a senior level executive, whose career has included a balance of corporate and operational roles. AJ has a proven track record of delivering results, driving change, achieving the highest safety, environmental, and governance standards. He also has extensive experience in due diligence, M&A, resource assessment and business improvement.

AJ was previously Chief Executive Officer of Cherish Metals Pty Ltd; Managing Director at Venturix Resources Ltd (ASX:VXR); and was founding Managing Director of Salt Lake Mining Pty Ltd (now Karora Resources, ASX:KRR). AJ is also a Non-Executive Director of ASX-listed Grange Resources Ltd (ASX:GRR).

AJ's operational experience includes Mining Manager at Freeport McMoran's Grasberg Copper Gold Operations and Mining Manager at BHP's Nickel Operations.

AJ has a Bachelor of Engineering (Mining) Hons from the Western Australian School of Mines (WASM); and a Bachelor of Business (Accounting) from Edith Cowan University. He holds a First Class Mine Managers Certificate.

Tenement Sale Agreement finalised for the Tabba Tabba Lithium-Tantalum Project

Completion of the acquisition of the Tabba Tabba Project under the Agreement was finalised and announced by the Company to the market on 12 October 2023⁹.

Binding agreement entered to acquire the Scotties Well Project

At the Bolt Cutter Project, the Company finalised its agreement to acquire a 100% interest in the Scotties Well E45/6039 tenement located 20km northeast of Tabba Tabba and 15km northeast of Bolt Cutter East (E45/5612).

⁸ ASX announcement 26th October 2023: <https://www.investi.com.au/api/announcements/wc8/67ecd2db-7f3.pdf>

⁹ ASX announcement 12th October 2023: <https://www.investi.com.au/api/announcements/wc8/9ca3a55f-c10.pdf>

New substantial shareholder

Wildcat welcomed Mineral Resources Limited (ASX: MIN) as a new substantial shareholder, disclosing a holding of ordinary shares in Wildcat representing 19.9% of Wildcat's total issued shares. The investment by Mineral Resources provided independent validation of the potential of the Tabba Tabba Lithium Project. Mineral Resources owns 50% of the giant 259Mt Wodgina Lithium Project, located only 87km by road from Tabba Tabba.

Cashflows for the Quarter

Attached to this report is Appendix 5B containing the Company's cashflow statement for the quarter. The significant cashflows relating to the quarter included \$7.8M spent on exploration and evaluation expenditure, and \$2.45M spent on staff, administration, and corporate costs, including \$133K paid to related parties. These payments relate to the existing remuneration agreements for Executive and Non-Executive Directors.

The Company had cash inflows from financing activities of \$100M (before costs) from the completed capital raising and \$86K through the conversion of unlisted options.

As of 31 December 2023, the Company had available cash of approximately \$94.1M.

Activities for the Current Period

For the three months ending 31 March 2024, the Company plans to:

- Continue bringing on additional drill rigs to transform the Tabba Tabba discovery.
- Explore for the limits of Leia while systematically testing other pegmatites at Chewy, The Hutt, Han, Boba and numerous undercover targets.
- Commence infill drilling at Leia and continue to develop the geological model and use this to prioritise resource development drilling and exploration.
- Progress permitting and evaluation studies for Tabba Tabba, noting it is on granted Mining Leases.
- Commence metallurgical test work on diamond core samples and improve understanding of the mineralogy at Tabba Tabba.
- Continue target generation and project review activities for possible joint venture or acquisition.

December 2023 Quarter – ASX Announcements

This Quarterly Activities Report contains information extracted from ASX market announcements reported in accordance with the 2012 edition of the “Australasian Code for Reporting of Exploration Results, Mineral Resources and Ore Reserves” (2012 JORC Code). Further details (including 2012 JORC Code reporting tables where applicable) of exploration results referred to in this Quarterly Activities Report can be found in the following announcements lodged on the ASX:

Title	Date
WIDE LITHIUM INTERCEPTS FROM DIAMOND DRILLING AT LEIA	21 December 2023
WILDCAT EXTENDS LEIA PEGMATITE TO 2KM	29 November 2023
WILDCAT RAISES \$100M IN SHARE PLACEMENT	10 November 2023
WILDCAT HITS 180M AT 1.1% Li ₂ O AT LEIA	6 November 2023
WILDCAT WELCOMES MINERAL RESOURCES AS NEW SUBSTANTIAL SHAREHOLDER	1 November 2023
WILDCAT STRENGTHENS LEADERSHIP TEAM	26 October 2023
WILDCAT HITS 85M AT 1.5% Li ₂ O AT TABBA TABBA	23 October 2023
HIGH-GRADE LITHIUM ASSAYS CONTINUE AT TABBA TABBA	12 October 2023
COMPLETION OF THE TABBA TABBA ACQUISITION	12 October 2023
TABBA TABBA ACQUISITION UPDATE	5 October 2023

The announcements can be viewed on the Company's website www.wildcatresources.com.au under the Investors tab.

Wildcat confirms that it is not aware of any new information or data that materially affects the information included in any original ASX announcement.

- ENDS -

This announcement has been authorised by the Board of Directors of the Company.

FOR FURTHER INFORMATION, PLEASE CONTACT:

Mr. AJ Saverimutto
Managing Director

Tel: +61 (8) 6555 2950

info@wildcatresources.com.au

Mr. Matthew Banks
Executive Director

Tel: +61 (8) 6555 2950

info@wildcatresources.com.au

Nathan Ryan

NWR Communications

Tel: +61 420 582 887

nathan.ryan@

nwrcommunications.com.au

ABOUT TABBA TABBA

The Tabba Tabba Lithium-Tantalum Project is an advanced lithium and tantalum exploration project that is located on granted Mining Leases just 80km by road from Port Hedland, Western Australia. It is nearby some of the world's largest hard-rock lithium mines (47km by road from the 414Mt Pilgangoora Project¹⁰ and 87km by road to the 259Mt Wodgina Project¹¹).

The Tabba Tabba project was one of four significant LCT pegmatite projects in WA, previously owned by Sons of Gwalia. The others were Greenbushes, Pilgangoora and Wodgina which are now Tier-1 hard-rock lithium mines. Tabba Tabba is the last of these assets to be explored for lithium mineralisation.

The pegmatite body that contains **the high-grade Tabba Tabba tantalum deposit has a Mineral Resource estimate of 318Kt at 950ppm Ta₂O₅ for 666,200lbs Ta₂O₅** at a 400ppm Ta₂O₅ lower cut-off grade³ (Table 2).

In July 2023, Wildcat commenced an RC drilling program to systematically explore the Tabba Tabba mining tenement package for lithium mineralisation¹². A major lithium discovery was announced by the Company on 18 September 2023¹³ after assay results confirmed thick intersections of lithium mineralised pegmatites were returned from multiple RC holes in the central and northern pegmatite clusters. Wildcat is continuing with an aggressive and systematic campaign of RC and DD drilling across the Mining Leases and to explore and evaluate this very significant lithium project.

On 12 October 2023 Wildcat announced it has successfully completed the acquisition of the Project.

ABOUT BOLT CUTTER

Wildcat's Bolt Cutter Project comprises 573km² of 100% owned tenements and applications, and 563km² of applications subject to a ballot which are considered highly prospective for gold and lithium mineralisation. The tenements are located in strategic positions on the Berghaus Shear along trend from the 6.8Moz Hemi gold deposit discovered by De Grey Mining (ASX: DEG); and in positions proximal to the Split Rocks Supersuite granitoid complex (considered a fertile source of LCT-type pegmatites) and on regional structures along strike from the 309Mt Pilgangoora¹⁴ and 259Mt Wodgina¹⁵ lithium projects. Wildcat has a significant regional lithium anomaly at its E45/5612 Bolt Cutter East Prospect¹⁶ and continues to advance early-stage exploration across its Bolt Cutter landholding.

ABOUT MT ADRAH

Wildcat holds the Mount Adrah Gold Project ("Mount Adrah"), a highly prospective 500km² tenement package located within the well-endowed Lachlan Orogen region in NSW. The project includes the Hobbs Pipe gold deposit which has a Mineral Resource estimate of **20.5Mt @ 1.1g/t Au for 770,000 oz** of contained gold (Table 1). Hobbs Pipe is a monzodiorite-hosted intrusion-related gold deposit (IRGS) with similarities to the IRGS gold systems that occur in the Alaskan Tintina Province, which includes the 16Moz Fort Knox Gold Mine.

¹⁰ Pilbara Minerals Ltd ASX announcement 7 August 2023: <https://1pls.irmau.com/site/pdf/3c3567af-c373-4c3c-ba7a-af0bc2034431/Substantial-Increase-in-Mineral-Resource.pdf>

¹¹ Mineral Resources Ltd ASX announcement 23 October 2018: <http://clients3.weblink.com.au/pdf/MIN/02037855.pdf>

¹² ASX announcement 14th July 2023: <https://www.investi.com.au/api/announcements/wc8/0d6e63aa-fbc.pdf>

¹³ ASX announcement 18th September 2023: <https://www.investi.com.au/api/announcements/wc8/bd9e13dc-76f.pdf>

¹⁴ Pilbara Minerals Ltd ASX announcement 6th September 2021: <http://www.pilbaraminerals.com.au/site/PDF/248fb0ec-acb0-4026-87e8-d278ea3ab5dc/SignificantIncreaseinPilgangooraResource>

¹⁵ Mineral Resources Ltd ASX announcement 23 October 2018: <http://clients3.weblink.com.au/pdf/MIN/02037855.pdf>

¹⁶ ASX announcement 29th June 2022: <https://www.investi.com.au/api/announcements/wc8/b56c1b41-9b7.pdf>

In addition to Hobbs Pipe, several high-grade gold reef systems have been identified by historic artisanal workings and limited exploration drilling, including down-hole intercepts such as **10m @ 17.7 g/t Au from 506m (GHD009)** at the Castor Reef Prospect, about 200m north-east of Hobbs Pipe, and **1.2m @ 58.6 g/t Au from 624m (GHD011)** at the White Deer Reef Prospect, a further 150m to the north-east of the GHD009 intercept. The drill-hole intervals are interpreted to align with the artisanal workings. Quartz vein reef-style targets were identified as targets of interest in a study by prior owners in 2016. Results on the follow-up work done on some of these targets have been promising to date. Outside of the immediate Hobbs Pipe area, the project has had little exploration activity since the 1990's, with several areas of surface gold anomalies yet to be followed up with drilling.

Forward-Looking Statements

This document may include forward-looking statements. Forward-looking statements include, but are not limited to, statements concerning Wildcat Resources Limited's planned exploration program and other statements that are not historical facts. When used in this document, the words such as "could," "plan," "estimate," "expect," "intend," "may", "potential," "should," and similar expressions are forward-looking statements. Although Wildcat Resources Limited believes that its expectations reflected in these forward-looking statements are reasonable, such statements involve risks and uncertainties and no assurance can be given that actual results will be consistent with these forward-looking statements.

Competent Person's Statement

The information in this report that relates to Exploration Results and Mineral Resources is based on, and fairly represents, information compiled by Samuel Ekins, a Competent Person who is a Member of the Australian Institute of Mining and Metallurgy (AusIMM). Mr Ekins is a full-time employee of Wildcat Resources Limited. Mr Ekins has sufficient experience that is relevant to the style of mineralisation and type of deposit under consideration, and to the activity being undertaken to qualify as a Competent Person as defined in the 2012 Edition of the JORC Code. Mr Ekins consents to the inclusion in the report of the matters based on his information in the form and context in which it appears.

ASX Listing Rule Information

Table 1 – JORC (2012) Mineral Resources Estimate for the Hobbs Pipe Gold Deposit

Resource Classification	Depth Below Surface	Oxidation Zone	COG Au (g/t)	Tonnes (Mt)	Grade (g/t Au)	Contained Gold (oz)
Indicated	0 – 150m	Oxides	0.4	0.6	0.9	18,000
		Fresh	0.9	3.0	1.0	96,000
	150 – 700m	Fresh	0.9	8.5	1.2	320,000
TOTAL INDICATED RESOURCES				12.1	1.1	440,000
Inferred	0 – 150m	Fresh	0.5	0.2	0.6	39,000
	150 – 700m	Fresh	0.9	8.2	1.1	290,000
TOTAL INFERRED RESOURCES				8.4	1.1	330,000
TOTAL RESOURCES				20.5	1.1	770,000

The Mineral Resource was first reported in an announcement by former Mount Adrah owners Sovereign Gold Company Ltd (ASX Announcement 27 December 2013). The Company confirms that it is not aware of any new information or data that materially affects the information included in the original market announcements and, in the case of estimates of Mineral Resources, that all material assumptions and technical parameters underpinning the estimates in the original market announcements continue to apply and have not materially changed. The company confirms that

the form and context in which the competent persons findings have not been materially modified from the original announcement.

Table 2 – JORC (2012) Mineral Resources Estimate for the Tabbatabba Tantalum Deposit

Measured	35.1kT @ 1,380ppm Ta ₂ O ₅	107,125 lb Ta ₂ O ₅
Indicated	187.0kT @ 1,020ppm Ta ₂ O ₅	418,925 lb Ta ₂ O ₅
Inferred	96.0kT @ 660ppm Ta ₂ O ₅	140,150 lb Ta ₂ O ₅
Combined	318.1kT @ 950ppm Ta₂O₅	666,200 lb Ta₂O₅

A 2012 JORC compliant tantalum mineral resource for the Tabbatabba Project was announced by Pilbara Minerals in January 2015¹⁷. Wildcat Intends to re-estimate the tantalum resource should a maiden lithium resource be defined and announce both the tantalum and lithium resources¹⁸. This is anticipated in 2024 to 2025. The combined measured, indicated and inferred resource currently stands at 318.1kT at 950ppm Ta₂O₅ for 666,200lbs of contained Ta₂O₅ at a 400ppm Ta₂O₅ lower cut off grade and 6,000ppm Ta₂O₅ upper cut off grade. This uses a database of 154 drill holes and a geological model developed by Pilbara Minerals Ltd constrained by geological logging and assay data for Ta₂O₅. The resource calculation was carried out by an independent resource consultancy, Trepanier Pty Ltd.

APPENDIX 1 - INTEREST IN MINING TENEMENTS

Interest in Mining Tenements (applications made during December quarter in bold)

Tenement ID	Status	Project Name	Jurisdiction	Interest at beginning of quarter	Interest acquired or disposed	Interest at the end of the quarter
EL 6372	Granted	Mt Adrah	Lachlan Belt, NSW	100%	-	100%
EL 7844	Granted	Mt Adrah	Lachlan Belt, NSW	100%	-	100%
EL 8606	Granted	Mt Adrah	Lachlan Belt, NSW	100%	-	100%
EL 9063	Granted	Mt Adrah	Lachlan Belt, NSW	100%	-	100%
E45/5612	Granted	Bolt Cutter	Pilbara, WA	100%	-	100%
E45/5623	Granted	Bolt Cutter	Pilbara, WA	100%	-	100%
E52/4077	Granted	Lawson Well	Meekatharra, WA	100%	-	100%
E45/6201	Granted	Bolt Cutter	Pilbara, WA	100%	-	100%
E45/6202	Granted	Bolt Cutter	Pilbara, WA	100%	-	100%
E45/6204	Granted	Bolt Cutter	Pilbara, WA	100%	-	100%
E45/6155	Granted	Bolt Cutter	Pilbara, WA	100%	-	100%
E45/6039	Granted	Scotties Well	Pilbara, WA	-	100%	100%
E45/6200	Pending	Bolt Cutter	Pilbara, WA	-	-	-
E45/6203	Pending	Bolt Cutter	Pilbara, WA	-	-	-
E45/6205	Pending	Bolt Cutter	Pilbara, WA	-	-	-
E45/6273	Pending	Bolt Cutter	Pilbara, WA	-	-	-
E80/5772	Pending	Carr Boyd	Kimberley, WA	-	-	-
E08/3559	Pending	Tirrawarra	Pilbara, WA	-	-	-
E08/3674	Pending	Tirrawarra	Pilbara, WA	-	-	-
E45/6420	Pending	Bolt Cutter	Pilbara, WA	-	-	-
E45/6423	Pending	Bolt Cutter	Pilbara, WA	-	-	-
E45/6453	Pending	Bolt Cutter	Pilbara, WA	-	-	-

¹⁷ Pilbara Minerals Ltd ASX announcement 19th January 2015: https://cdn-api.markitdigital.com/apiman-gateway/ASX/asx-research/1.0/file/2995-01591791-6A706666?access_token=83ff96335c2d45a094df02a206a39ff4

¹⁸ ASX announcement 17th May 2023: <https://www.investi.com.au/api/announcements/wc8/4788276b-630.pdf>

Tenement ID	Status	Project Name	Jurisdiction	Interest at beginning of quarter	Interest acquired or disposed	Interest at the end of the quarter
E45/6577	Pending	Bolt Cutter	Pilbara, WA	-	-	-
E45/6580	Pending	Bolt Cutter	Pilbara, WA	-	-	-
E45/6584	Pending	Bolt Cutter	Pilbara, WA	-	-	-
E45/6621	Pending	Bolt Cutter	Pilbara, WA	-	-	-
E45/6625	Pending	Bolt Cutter	Pilbara, WA	-	-	-
E45/6628	Pending	Bolt Cutter	Pilbara, WA	-	-	-
E45/6654	Pending	Bolt Cutter	Pilbara, WA	-	-	-
E45/6657	Pending	Bolt Cutter	Pilbara, WA	-	-	-
E45/6673	Pending	Bolt Cutter	Pilbara, WA	-	-	-
E45/6698	Pending	Bolt Cutter	Pilbara, WA	-	-	-
E45/6771	Pending	Bolt Cutter	Pilbara, WA	-	-	-
E45/6774	Pending	Bolt Cutter	Pilbara, WA	-	-	-
E45/6825	Pending	Bolt Cutter	Pilbara, WA	-	-	-
E45/6831	Pending	Bolt Cutter	Pilbara, WA	-	-	-
E45/6836	Pending	Bolt Cutter	Pilbara, WA	-	-	-
E45/6841	Pending	Bolt Cutter	Pilbara, WA	-	-	-
E45/6846	Pending	Bolt Cutter	Pilbara, WA	-	-	-
E45/6851	Pending	Bolt Cutter	Pilbara, WA	-	-	-
L45/0756	Pending	Bolt Cutter	Pilbara, WA	-	-	-
L45/0757	Pending	Bolt Cutter	Pilbara, WA	-	-	-
L45/0758	Pending	Bolt Cutter	Pilbara, WA	-	-	-
L45/0759	Pending	Bolt Cutter	Pilbara, WA	-	-	-
E52/4326	Pending	Lawson Well	Meekatharra, WA	-	-	-
E52/4327	Pending	Lawson Well	Meekatharra, WA	-	-	-
E52/4328	Pending	Lawson Well	Meekatharra, WA	-	-	-
E52/4329	Pending	Lawson Well	Meekatharra, WA	-	-	-
E74/0760	Pending	Sauron	Pilbara, WA	-	-	-
E80/5851	Pending	Elvire	Pilbara, WA	-	-	-
P15/6771	Pending	Comet	Pilbara, WA	-	-	-

Appendix 5B

Mining exploration entity or oil and gas exploration entity quarterly cash flow report

Name of entity

Wildcat Resources Limited

ABN

65 098 236 938

Quarter ended ("current quarter")

31 December 2023

Consolidated statement of cash flows	Current quarter \$A'000	Year to date (6 months) \$A'000
1. Cash flows from operating activities		
1.1 Receipts from customers		
1.2 Payments for		
(a) exploration & evaluation	-	-
(b) development	-	-
(c) production	-	-
(d) staff costs	(319)	(494)
(e) administration and corporate costs	(2,134)	(2,763)
1.3 Dividends received (see note 3)	-	-
1.4 Interest received	454	467
1.5 Interest and other costs of finance paid	-	-
1.6 Income taxes paid	-	-
1.7 Government grants and tax incentives	-	-
1.8 Other (provide details if material)	-	-
1.9 Net cash from / (used in) operating activities	(1,999)	(2,790)

2. Cash flows from investing activities		
2.1 Payments to acquire or for:		
(a) entities	-	-
(b) tenements	-	-
(c) property, plant and equipment	(72)	(91)
(d) exploration & evaluation	(7,839)	(8,893)
(e) investments	-	-
(f) other non-current assets	(104)	(104)

Mining exploration entity or oil and gas exploration entity quarterly cash flow report

Consolidated statement of cash flows		Current quarter \$A'000	Year to date (6 months) \$A'000
2.2	Proceeds from the disposal of:		
	(a) entities	-	-
	(b) tenements	-	-
	(c) property, plant and equipment	-	-
	(d) investments	-	-
	(e) other non-current assets	-	-
2.3	Cash flows from loans to other entities	-	-
2.4	Dividends received (see note 3)	-	-
2.5	Other (provide details if material)	-	-
2.6	Net cash from / (used in) investing activities	(8,015)	(9,088)

3.	Cash flows from financing activities		
3.1	Proceeds from issues of equity securities (excluding convertible debt securities)	100,000	100,000
3.2	Proceeds from issue of convertible debt securities	-	-
3.3	Proceeds from exercise of options	86	92
3.4	Transaction costs related to issues of equity securities or convertible debt securities	(4,599)	(4,610)
3.5	Proceeds from borrowings	-	-
3.6	Repayment of borrowings	-	-
3.7	Transaction costs related to loans and borrowings	-	-
3.8	Dividends paid	-	-
3.9	Other (provide details if material) - Lease	(9)	(22)
	Other (provide details if material) – Proceeds from share applications (subject to shareholder approval)	-	1,760
3.10	Net cash from / (used in) financing activities	95,478	97,220

4.	Net increase / (decrease) in cash and cash equivalents for the period		
4.1	Cash and cash equivalents at beginning of period	8,698	8,820
4.2	Net cash from / (used in) operating activities (item 1.9 above)	(1,999)	(2,790)
4.3	Net cash from / (used in) investing activities (item 2.6 above)	(8,015)	(9,088)

Mining exploration entity or oil and gas exploration entity quarterly cash flow report

Consolidated statement of cash flows		Current quarter \$A'000	Year to date (6 months) \$A'000
4.4	Net cash from / (used in) financing activities (item 3.10 above)	95,478	97,220
4.5	Effect of movement in exchange rates on cash held	-	-
4.6	Cash and cash equivalents at end of period	94,162	94,162

5.	Reconciliation of cash and cash equivalents at the end of the quarter (as shown in the consolidated statement of cash flows) to the related items in the accounts	Current quarter \$A'000	Previous quarter \$A'000
5.1	Bank balances	3,722	8,688
5.2	Call deposits	90,440	10
5.3	Bank overdrafts	-	-
5.4	Other (provide details)	-	-
5.5	Cash and cash equivalents at end of quarter (should equal item 4.6 above)	94,162	8,698

6.	Payments to related parties of the entity and their associates	Current quarter \$A'000
6.1	Aggregate amount of payments to related parties and their associates included in item 1	(133)
6.2	Aggregate amount of payments to related parties and their associates included in item 2	-

Note: if any amounts are shown in items 6.1 or 6.2, your quarterly activity report must include a description of, and an explanation for, such payments.

Mining exploration entity or oil and gas exploration entity quarterly cash flow report

7. Financing facilities	Total facility amount at quarter end \$A'000	Amount drawn at quarter end \$A'000
<i>Note: the term "facility" includes all forms of financing arrangements available to the entity. Add notes as necessary for an understanding of the sources of finance available to the entity.</i>		
7.1 Loan facilities		
7.2 Credit standby arrangements		
7.3 Other (please specify)		
7.4 Total financing facilities		
7.5 Unused financing facilities available at quarter end		
7.6 Include in the box below a description of each facility above, including the lender, interest rate, maturity date and whether it is secured or unsecured. If any additional financing facilities have been entered into or are proposed to be entered into after quarter end, include a note providing details of those facilities as well.		

8. Estimated cash available for future operating activities	\$A'000
8.1 Net cash from / (used in) operating activities (item 1.9)	(1,999)
8.2 (Payments for exploration & evaluation classified as investing activities) (item 2.1(d))	(7,839)
8.3 Total relevant outgoings (item 8.1 + item 8.2)	(9,838)
8.4 Cash and cash equivalents at quarter end (item 4.6)	94,162
8.5 Unused finance facilities available at quarter end (item 7.5)	-
8.6 Total available funding (item 8.4 + item 8.5)	94,162
8.7 Estimated quarters of funding available (item 8.6 divided by item 8.3)	9.6
<i>Note: if the entity has reported positive relevant outgoings (ie a net cash inflow) in item 8.3, answer item 8.7 as "N/A". Otherwise, a figure for the estimated quarters of funding available must be included in item 8.7.</i>	
8.8 If item 8.7 is less than 2 quarters, please provide answers to the following questions:	
8.8.1 Does the entity expect that it will continue to have the current level of net operating cash flows for the time being and, if not, why not?	
Answer: N/A	
8.8.2 Has the entity taken any steps, or does it propose to take any steps, to raise further cash to fund its operations and, if so, what are those steps and how likely does it believe that they will be successful?	
Answer: N/A	

Mining exploration entity or oil and gas exploration entity quarterly cash flow report

8.8.3 Does the entity expect to be able to continue its operations and to meet its business objectives and, if so, on what basis?

Answer: N/A

Note: where item 8.7 is less than 2 quarters, all of questions 8.8.1, 8.8.2 and 8.8.3 above must be answered.

Compliance statement

- 1 This statement has been prepared in accordance with accounting standards and policies which comply with Listing Rule 19.11A.
- 2 This statement gives a true and fair view of the matters disclosed.

Date:17 January 2024.....

Authorised by: ..Board of Directors.....
(Name of body or officer authorising release – see note 4)

Notes

1. This quarterly cash flow report and the accompanying activity report provide a basis for informing the market about the entity's activities for the past quarter, how they have been financed and the effect this has had on its cash position. An entity that wishes to disclose additional information over and above the minimum required under the Listing Rules is encouraged to do so.
2. If this quarterly cash flow report has been prepared in accordance with Australian Accounting Standards, the definitions in, and provisions of, *AASB 6: Exploration for and Evaluation of Mineral Resources* and *AASB 107: Statement of Cash Flows* apply to this report. If this quarterly cash flow report has been prepared in accordance with other accounting standards agreed by ASX pursuant to Listing Rule 19.11A, the corresponding equivalent standards apply to this report.
3. Dividends received may be classified either as cash flows from operating activities or cash flows from investing activities, depending on the accounting policy of the entity.
4. If this report has been authorised for release to the market by your board of directors, you can insert here: "By the board". If it has been authorised for release to the market by a committee of your board of directors, you can insert here: "By the [name of board committee – eg *Audit and Risk Committee*]". If it has been authorised for release to the market by a disclosure committee, you can insert here: "By the Disclosure Committee".
5. If this report has been authorised for release to the market by your board of directors and you wish to hold yourself out as complying with recommendation 4.2 of the ASX Corporate Governance Council's *Corporate Governance Principles and Recommendations*, the board should have received a declaration from its CEO and CFO that, in their opinion, the financial records of the entity have been properly maintained, that this report complies with the appropriate accounting standards and gives a true and fair view of the cash flows of the entity, and that their opinion has been formed on the basis of a sound system of risk management and internal control which is operating effectively.